

Modelli di applicazione		Costruttore impianto	Anno di produzione	Ø mm. Ganascia	Ø mm. Cilindretti	Ruota	Codice I.B.S.
<b>ALFA ROMEO</b>							
	1.3, 1.4, 1.6	BENDIX	94-96	228x40	20,6	DX/SX	5025
	1.7 16v, 1.9 TD	BENDIX	94-96	228x40	20,6	DX/SX	5025
<b>ALFA 145</b>							
	1.3, 1.4, 1.6	BENDIX	94-96	228x40	20,6	DX/SX	5025
	1.7 16v, 1.9 TD	BENDIX	94-96	228x40	20,6	DX/SX	5025
<b>ALFA 146</b>							
	35 AR., 40 AR.	AP	82->	254x89	17,5	SX	3001
		AP	82->	254x89	17,5	DX	3002
<b>AR 8</b>							
<b>AUDI</b>							
	1.6 all models	VAG	09/86-08/89	200x40	15,87	DX/SX	5086
	1.6 CE, CS, CL	VAG	09/86-89	180x31	15,87	DX/SX	5080
	1.6 Turbo CD	VAG	09/86-89	180x31	15,87	DX/SX	5080
	1.6 TD	VAG	04/88-08/90	200x40	19,05	DX/SX	5084
	1.6 Turbo Diesel Intercooler	VAG	87-01/92	180x31	15,87	DX/SX	5080
	1.6 all mod.(Petrol), Auto	VAG	09/89-08/91	200x40	19,05	DX/SX	5084
	1.6 Diesel, TD CD	VAG	09/89-08/91	200x40	19,05	DX/SX	5084
	1.6 TD	VAG	09/90-07/91	200x40	19,05	DX/SX	5085
	1.8 (55/66 kw) Automatic	VAG	09/86-01/89	200x40	19,05	DX/SX	5084
	1.8 (55 KW) Automatic	VAG	02/89-08/90	200x40	19,05	DX/SX	5085
	1.8 (66 KW)	VAG	02/89-08/90	200x40	19,05	DX/SX	5085
	1.8 i C, Confort, Design, Sport	VAG	12/89-01/92	200x40	19,05	DX/SX	5084
	1.8 (55/66 kw) Automatic	VAG	09/90-07/91	200x40	19,05	DX/SX	5084
	1.9 Diesel	VAG	89-01/90	200x40	19,05	DX/SX	5084
	1.9 Diesel	VAG	08/89-08/90	200x40	15,87	DX/SX	5086
<b>AUDI 80</b>	1.9 D	VAG	09/90-07/91	200x40	19,05	DX/SX	5085
	1.6 TD	VAG	04/86-07/87	200x40	17,46	DX/SX	5097
	1.6 TD	VAG	04/87-01/89	200x40	19,05	DX/SX	5084
	1.6 TD	VAG	07/87-01/89	200x40	19,05	DX/SX	5099
	1.6 TD	VAG	09/88-02/91	200x40	19,05	DX/SX	5084
	1.6 TD	VAG	02/89-08/90	200x40	19,05	DX/SX	5077
	1.6 TD	VAG	09/90-07/91	200x40	19,05	DX/SX	5099
	1.6 TD	VAG	09/90-07/91	200x40	19,05	DX/SX	5084
	1.8	VAG	02/89-08/90	200x40	19,05	DX/SX	5077
	1.8	VAG	09/90-07/91	200x40	19,05	DX/SX	5084
	1.8	VAG	09/90-07/91	200x40	19,05	DX/SX	5099
	1.6 TD	VAG	02/89-08/90	200x40	19	DX/SX	5074
	1.8	VAG	08/89-08/90	200x40	19	DX/SX	5074
	<b>AUDI 90</b>	2.0 (D)	VAG	84-08/87	200x40	17,46	DX/SX

	Modelli di applicazione	Costruttore impianto	Anno di produzione	Ø mm. Ganascia	Ø mm. Cilindretti	Ruota	Codice I.B.S.
	2.0 E (con compensatore)	VAG	10/84-03/87	200x40	17,46	DX/SX	5097
	2.0 (senza compensatore)	VAG	10/84-03/87	200x40	15,87	DX/SX	5096
	2.0 (exc.models 115/136 cv)	VAG	09/87	200x40	17,46	DX/SX	5097
	2.2 (con compensatore)	VAG	10/84-03/87	200x40	17,46	DX/SX	5097
<b>AUDI 90</b>	2.2 (senza compensatore)	VAG	10/84-03/87	200x40	15,87	DX/SX	5096
	1.6 Avant GLS	VAG	77-07/81	200x40	17,46	DX/SX	5097
	1.6	VAG	08/78-07/82	200x40	15,87	DX/SX	5096
	1.6 L, GL, GLS, Avant CL (85 cv)	VAG	79-07/81	180x31	15,87	DX/SX	5080
	1.6 GS, Automatic	VAG	05/81-01/82	200x40	15,87	DX/SX	5096
	1.6 Formel E, C, CL, GL	VAG	08/81-01/82	200x40	15,87	DX/SX	5096
	1.6 C, CL, GL, Formel E	VAG	02/82-07/82	180x31	15,87	DX/SX	5080
	1.9	VAG	08/78-07/82	200x40	17,46	DX/SX	5097
	1.9 (5 cyl)	VAG	08/81-01/82	200x40	17,46	DX/SX	5097
	1.9 (5 cyl)	VAG	02/82-07/82	180x31	17,46	DX/SX	5070
	2.0	VAG	08/78-07/82	200x40	17,46	DX/SX	5097
	2.0 (5 cyl)	VAG	08/81-01/82	200x40	17,46	DX/SX	5097
	2.0 (5 cyl)	VAG	02/82-07/82	180x31	17,46	DX/SX	5070
	2.2 5S, L 5S, GL 5S, CD 5S, Avant	VAG	05/78-07/81	200x40	17,46	DX/SX	5097
	2.2 all models 70/100/115 cv (5 cyl)	VAG	08/81-01/82	200x40	17,46	DX/SX	5097
	<b>AUDI 100</b>	2.2 all models 70/100/115 cv (5 cyl)	VAG	02/82-07/82	180x31	17,46	DX/SX
	1.2 TDI (8Z)	VAG	02/00	200x40	17,46	DX/SX	5072
	1.2 TDI (8Z)	VAG	07/00	200x40	15,87	DX/SX	5073
	1.2 TDI (8Z0)	VAG	03/01	200x40	17,46	DX/SX	5081
	1.4 16v (8Z0)	VAG	02/00	200x40	17,46	DX/SX	5081
	1.4 TDi (8Z0)	VAG	02/00	200x40	17,46	DX/SX	5081
	1.4, TDi (8Z)	VAG	02/00	200x40	17,46	DX/SX	5072
<b>AUDI A2</b>	1.6 FSI	VAG	05/02	200x40	17,46	DX/SX	5072
<b>AUTOBIANCHI</b>							
	TUTTI I MODELLI escluso 4x4	AP	93->	185x30	19	DX/SX	5035
<b>Y10</b>							
	TUTTI I MODELLI	AUTOB.	82->	185x30	19	DX/SX	5038
<b>A112</b>							
<b>CITROËN</b>							
	"1000" (27)	LUCAS	94-2001	254x57	25.4	SX	5008
		LUCAS	94-2001	254x57	25.4	DX	5009
	"1400" (31) ECCETTO 2.5 TD	LUCAS	94-2001	254x57	25.4	SX	5008
		LUCAS	94-2001	254x57	25.4	DX	5009
<b>JUMPER</b>							

Modelli di applicazione		Costruttore impianto	Anno di produzione	Ø mm. Ganascia	Ø mm. Cilindretti	Ruota	Codice I.B.S.
	"1400" (31) 2.5 TD	LUCAS/AP	94->	254x57	27	SX	5012
		LUCAS/AP	94->	254x57	27	DX	5013
<b>JUMPER</b>	TUTTI I MODELLI CON ABS	AP	10/2001	254x57	27	SX	5010
		AP	10/2001	254x57	27	DX	5011
	1.4 I	AP	1/2008->	203x38	20,6	DX/SX	5019
	1.4 HDI	AP	1/2008->	228x40	20,6	DX/SX	5029
<b>NEMO</b>							
<b>EFFEDI</b>							
	TS 35	AP	82->	254x89	19	SX	3007
		AP	82->	254x89	19	DX	3008
<b>GASOLONE</b>							
<b>FIAT</b>							
	TUTTI I MODELLI	FIAT	78-85	185x30	19	DX/SX	5038
<b>127</b>							
	1.2 16v, 1.4 SENZA ABS	AP	95->	180x30	22	DX/SX	5000
	1.2 16v, 1.4 CON ABS (FORO D.13)	AP	95->	203x38	22	DX/SX	5015
	1.6, 1.8 CON ABS (FORO D.21)	AP	95->	203x38	22	DX/SX	5016
	1.6, 1.8 BASE E ABS (FORO D.13)	AP	98->	203x38	22	DX/SX	5015
	1.9 D SENZA ABS	AP	95->	180x30	22	DX/SX	5000
	1.9 TD BASE E ABS (FORO D.13)	AP	95->	203x38	22	DX/SX	5015
	1.9 TD CON ABS (FORO D.21)	AP	95->	203x38	22	DX/SX	5016
<b>BRAVA</b>	1.9 JTD BASE E ABS (FORO D.13)	AP	95->	203x38	22	DX/SX	5015
	1.2 16v, 1.4 SENZA ABS	AP	95->	180x30	22	DX/SX	5000
	1.2 16v, 1.4 CON ABS (FORO D.13)	AP	95->	203x38	22	DX/SX	5015
	1.6, 1.8 CON ABS (FORO D.21)	AP	95->	203x38	22	DX/SX	5016
	1.6, 1.8 BASE E ABS (FORO D.13)	AP	98->	203x38	22	DX/SX	5015
	1.9 D SENZA ABS	AP	95->	180x30	22	DX/SX	5000
	1.9 TD BASE E ABS (FORO D.13)	AP	95->	203x38	22	DX/SX	5015
	1.9 TD CON ABS (FORO D.21)	AP	95->	203x38	22	DX/SX	5016
<b>BRAVO</b>	1.9 JTD BASE E ABS (FORO D.13)	AP	95->	203x38	22	DX/SX	5015
	TUTTI I MODELLI ANTERIORE	FIAT	57-74	170x30	22	DX/SX	5021
	TUTTI I MODELLI POSTERIORE CON STAFFA	FIAT	57-74	170x30	19,05	DX/SX	5022/S
	TUTTI I MODELLI POSTERIORE	FIAT	57-74	170x30	19,05	DX/SX	5022
<b>500 (1957-1974)</b>							
	TUTTI I MODELLI	BENDIX	92->	185x30	19	DX/SX	5037
		BENDIX	2001->	185x30	19	DX/SX	5040
<b>CINQUECENTO</b>							

	Modelli di applicazione	Costruttore impianto	Anno di produzione	Ø mm. Ganascia	Ø mm. Cilindretti	Ruota	Codice I.B.S.
 <b>500</b>	TUTTI I MODELLI	BOSCH	2007->	180x30	22	DX/SX	5014
		AP	6/2010->	180x30	20,6	DX/SX	5031
 <b>500 L</b>	900 BICILINDRICO 1,3 JTD 1,4 BENZINA	ATE	2014>	228x42	20,6	DX/SX	5044
 <b>DOBLÒ</b>	TUTTI I MODELLI	ATE	2000->	228x40	20,6	DX/SX	5023
		AP	9/2004->	228x40	20,6	DX/SX	5023
 <b>DOBLÒ RESTYLING</b>	TUTTI I MODELLI	AP	9/2005->	228x40	20,6	DX/SX	5024
 <b>NUOVO DOBLÒ</b>	1.3 CARGO PASSO CORTO 7 Q.LI	AP	11/2009->	228x40	20,6	DX/SX	5032
	1.6, 1.6 MTA CARGO PASSO CORTO 7 Q.LI	AP	11/2009->	228x40	20,6	DX/SX	5032
 <b>DUCATO</b> 10/11/14/15 Q.LI	TUTTI I MODELLI SENZA ABS	LUCAS	94-2001	254x57	25,4	SX	5008
		LUCAS	94-2001	254x57	25,4	DX	5009
	TUTTI I MODELLI SENZA ABS	LUCAS/AP	94-2001	254x57	27	SX	5012
		LUCAS/AP	94-2001	254x57	27	DX	5013
	TUTTI I MODELLI CON ABS	AP	10/2001	254x57	27	SX	5010
		AP	10/2001	254x57	27	DX	5011
 <b>DUNA</b>	TUTTI I MODELLI	FIAT	87->	185x30	19	DX/SX	5038
 <b>FIORINO</b>	TUTTI I MODELLI	FIAT	88-93	185x30	19	DX/SX	5035
 <b>FIORINO</b> 2008	1.4 8v	AP	1/2008	203x38	20,6	DX/SX	5019
	1.3 16v MULTIJET	AP	1/2008	228x40	20,6	DX/SX	5029
 <b>IDEA</b>	1.2 16v, 1.3 MULTIJET, 1.4 16v	AP	10/2003	203x38	22	DX/SX	5018
	1.9 MULTIJET	AP	10/2003	228x40	20,6	DX/SX	5027

	Modelli di applicazione	Costruttore impianto	Anno di produzione	Ø mm. Ganascia	Ø mm. Cilindretti	Ruota	Codice I.B.S.
	1.6, 1.8 SENZA ABS	AP	95->	203x38	22	DX/SX	5015
	1.6, 1.8 CON ABS (FORO D.21)	AP	95->	203x38	22	DX/SX	5016
	1.6, 1.8 CON ABS (FORO D.13)	AP	95->	203x38	22	DX/SX	5015
	TD SENZA ABS	AP	95->	203x38	22	DX/SX	5015
	1.9 TD CON ABS (FORO D.21)	AP	95->	203x38	22	DX/SX	5016
	1.9 TD CON ABS (FORO D.13)	AP	95->	203x38	22	DX/SX	5015
<b>MAREA BERLINA</b>	1.9 JTD BASE E ABS (FORO D.13)	AP	95->	203x38	22	DX/SX	5015
	1.6, 1.8 SENZA ABS	AP	98->	228x40	20,6	DX/SX	5025
	1.6, 1.8 CON ABS (FORO D.21)	AP	98->	228x40	20,6	DX/SX	5026
	1.6, 1.8 CON ABS (FORO D.13)	AP	98->	228x40	20,6	DX/SX	5025
	TD SENZA ABS	AP	98->	228x40	20,6	DX/SX	5025
	1.9 TD CON ABS (FORO D.21)	AP	98->	228x40	20,6	DX/SX	5026
	1.9 TD CON ABS (FORO D.13)	AP	98->	228x40	20,6	DX/SX	5025
<b>MAREA WEEKEND</b>	1.9 JTD BASE E ABS (FORO D.13)	AP	98->	228x40	20,6	DX/SX	5025
	TUTTI I MODELLI SENZA ABS	AP	98->	228x40	20,6	DX/SX	5025
	TUTTI I MODELLI CON ABS (FORO D.21)	AP	98->	228x40	20,6	DX/SX	5026
	TUTTI I MODELLI CON ABS (FORO D.13)	AP	98->	228x40	20,6	DX/SX	5025
<b>MARENGO</b>	TUTTI I MODELLI CON ABS (FORO D.13)	AP	98->	228x40	20,6	DX/SX	5025
	TUTTI I MODELLI BASE E ABS (FORO D.13)	AP	98->	228x40	20,6	DX/SX	5025
<b>MULTIPLA</b>							
	1.3, 1.6 SENZA ABS	AP	98->	228x40	20,6	DX/SX	5025
	1.3, 1.6 CON ABS (FORO D.21)	AP	98->	228x40	20,6	DX/SX	5026
	1.7 TD SENZA ABS	AP	98->	228x40	20,6	DX/SX	5025
	1.7 TD CON ABS (FORO D.21)	AP	98->	228x40	20,6	DX/SX	5026
<b>PALIO WEEKEND</b>	1.7 TD CON ABS (FORO D.21)	AP	98->	228x40	20,6	DX/SX	5026
	TUTTI I MODELLI ESCLUSO 4x4	AP	93->	185x30	19	DX/SX	5035
	0.6-30-34/0.9-45	FIAT	80->	185x30	15,87	DX/SX	5039
<b>PANDA 1ª SERIE</b>							
	1.1 MPI 8v SENZA ABS	AP	10/2003	180x30	20,6	DX/SX	5006
	1.1 I, 1.2 I, 1.3 MJT CON ABS	BOSCH	10/2003	180x30	22	DX/SX	5014
	1.1 I, 1.2 I, 1.3 MJT CON ABS	AP	6/2010	180x30	20,6	DX/SX	5031
	TUTTI I MODELLI A METANO	AP	2007->	203x38	20,6	DX/SX	5033
<b>PANDA 2ª SERIE</b>							
	TUTTI I MODELLI SENZA ABS	AP	1993->	180x30	20,6	DX/SX	5001
	TUTTI I MODELLI CON ABS	BENDIX	1993->	180x30	20,6	DX/SX	5020
<b>PUNTO 1ª SERIE</b>							
	1.2 8v, 16v SPORTING SENZA ABS	AP	99->	180x30	20,6	DX/SX	5005
	1.2 8v, 16v SPORTING CON ABS	AP	99->	180x30	20,6	DX/SX	5002
	1.2 NATURAL POWER SENZA ABS	AP	99->	180x30	20,6	DX/SX	5005
	1.2 NATURAL POWER CON ABS	AP	99->	180x30	20,6	DX/SX	5002
<b>PUNTO 2ª SERIE</b>							






	Modelli di applicazione	Costruttore impianto	Anno di produzione	Ø mm. Ganascia	Ø mm. Cilindretti	Ruota	Codice I.B.S.
	1.2 CAMBIO AUTOMATICO SENZA ABS	AP	99->	180x30	22	DX/SX	5003
	1.2 CAMBIO AUTOMATICO CON ABS	AP	99->	180x30	22	DX/SX	5004
	1.9 D, 1.9 JTD 85 CV SENZA ABS	AP	99->	180x30	22	DX/SX	5003
<b>PUNTO 2ª SERIE</b>	1.9 D, 1.9 JTD 85 CV CON ABS	AP	99->	180x30	22	DX/SX	5004
	1.3 16v MULTIJET SENZA ABS	AP	4/2003->	180x30	22	DX/SX	5003
	1.3 16v MULTIJET CON ABS	AP	4/2003->	180x30	22	DX/SX	5004
<b>PUNTO RESTYLING</b>	1.4 MPI, 1.9 JTD, 1.9 MULTIJET (escluso HGT)	AP	4/2003->	203x38	20,6	DX/SX	5017
	1.2	AP	9/2005->	203x38	20,6	DX/SX	5019
	1.3 MULTIJET, 1.4 escluso Sporting	AP	9/2005->	228x40	20,6	DX/SX	5028
<b>GRANDE PUNTO</b>							
	1.2 MPI F3 8v SENZA ABS	AP	9/2000->	180x30	20,6	DX/SX	5056
	1.2 MPI F3 8v CON ABS	AP	9/2000->	180x30	20,6	DX/SX	5002
	1.9 D, 1.9 JTD 85 CV SENZA ABS	AP	99->	180x30	22	DX/SX	5003
<b>PUNTO VAN</b>	1.9 D, 1.9 JTD 85 CV CON ABS	AP	99->	180x30	22	DX/SX	5004
	1.3 16v MULTIJET SENZA ABS	AP	4/2003->	180x30	22	DX/SX	5003
	1.3 16v MULTIJET CON ABS	AP	4/2003->	180x30	22	DX/SX	5004
<b>PUNTO VAN RESTYLING</b>							
	1.4 8v	AP	1/2008->	203x38	20,6	DX/SX	5019
	1.3 16v MULTIJET	AP	1/2008->	228x40	20,6	DX/SX	5029
<b>QUBO</b>							
	TUTTI I MODELLI	FIAT	83-90	185x30	19	DX/SX	5038
<b>REGATA</b>							
	TUTTI I MODELLI	FIAT	78-88	185x30	19	DX/SX	5038
<b>RITMO</b>							
	TUTTI I MODELLI SENZA ABS escluso Sporting	FIAT	1998->	185x30	19	DX/SX	5037
	0.9-1.0	FIAT	1998->	185x30	19	DX/SX	5038
	0.9-1.1	FIAT	1998->	185x30	19	DX/SX	5040
<b>SEICENTO</b>							
	1.2	BENDIX	06/99	228x40	19	DX/SX	5045
	1.2i 8V	BENDIX	05/99	228x40	20,6	DX/SX	5045
	1.2 Trekking	AP	03/01	228x40	20,6	DX/SX	5045
	1.2	BENDIX	04/03	228x40	19	DX/SX	5045
	1.3 D Multijet	BENDIX	05/06	228x40	19	DX/SX	5045
	1.7 D Trekking	AP	02/00-05/01	228x40	20,6	DX/SX	5045
	1.7 TDS	BENDIX	05/99	228x40	20,6	DX/SX	5045
	1.7 TD	BENDIX	06/99	228x40	19	DX/SX	5045
	1.9 D	BENDIX	12/0	228x40	19	DX/SX	5045
<b>STRADA</b>	1.9 D Trekking	AP	06/01	228x40	20,6	DX/SX	5045

	Modelli di applicazione	Costruttore impianto	Anno di produzione	Ø mm. Ganascia	Ø mm. Cilindretti	Ruota	Codice I.B.S.
	1.4, 1.6, 1.7 SENZA ABS	BENDIX	1993->	180x30	20,6	DX/SX	5001
<b>TEMPRA</b>	1.8, 1.9 D, TD, 2.0 SENZA ABS	BENDIX	1993->	228x40	20,6	DX/SX	5025
	1.4, 1.6, SENZA ABS	BENDIX	1993->	228x40	20,6	DX/SX	5025
<b>TEMPRA SW</b>	1.8, 1.9 D, TD, SENZA ABS	BENDIX	1993->	228x40	20,6	DX/SX	5025
	1.4, 1.6, 1.7 SENZA ABS	BENDIX	1993->	180x30	20,6	DX/SX	5001
	1.6 SELECTA SENZA ABS	BENDIX	1993->	228x40	20,6	DX/SX	5025
	1.7 D, 1.9 D SENZA ABS	BENDIX	1993->	180x30	20,6	DX/SX	5001
<b>TIPO</b>	TIPO 1.8, 1.9, TD SENZA ABS	BENDIX	1993->	228x40	20,6	DX/SX	5025
	TUTTI I MODELLI	AP	1993->	185x30	19	DX/SX	5035
<b>UNO</b>		FIAT	1983->	185x30	19	DX/SX	5038
<b>FORD</b>							
	1.2, 1.3, 1.4, 1.8 D	LUCAS	96-99	180x30	19	DX/SX	5007
<b>FIESTA</b>	TUTTI I MODELLI SENZA ABS	AP	2000-2/2002	180x30	19	DX/SX	5007
	1.3	LUCAS	96->	180x30	19	DX/SX	5007
<b>KA</b>		AP	2000->	180x30	19	DX/SX	5007
	TUTTI I MODELLI	BOSCH	2/2009	180x30	22	DX/SX	5014
<b>NUOVA KA</b>		AP	6/2010	180x30	20,6	DX/SX	5031
	TUTTI I MODELLI SENZA ABS	LUCAS	96-99	180x30	19	DX/SX	5007
<b>PUMA</b>							
<b>INNOCENTI</b>							
	TUTTI I MODELLI	FIAT	90-98	185x30	19	DX/SX	5038
<b>ELBA</b>							
	TUTTI I MODELLI TURBO DE TOMASO	AP	82-90	185x30	19	DX/SX	5035
<b>MINITRE</b>							
<b>IVECO</b>							
	35.8, 35.9, 35.10	AP	82->	254x89	17,5	SX	3001
		AP	82->	254x89	17,5	DX	3002
	35.8, 35.9, 35.10 CON SPIA	AP	82->	254x89	17,5	SX	3003
		AP	82->	254x89	17,5	DX	3004
	35.12	AP	82->	254x89	19	SX	3007
		AP	82->	254x89	19	DX	3008
<b>DAILY</b>							


FIAT

	Modelli di applicazione	Costruttore impianto	Anno di produzione	Ø mm. Ganascia	Ø mm. Cilindretti	Ruota	Codice I.B.S.
	35.12 CON SPIA	AP	82->	254x89	19	SX	3009
		AP	82->	254x89	19	DX	3010
	40.8, 40.10, 40.12	AP	82->	254x89	17,5	SX	3001
		AP	82->	254x89	17,5	DX	3002
	40.8, 40.10, 40.12 CON SPIA	AP	82->	254x89	17,5	SX	3003
		AP	82->	254x89	17,5	DX	3004
<b>DAILY</b>							
	NEW DAILY 35.8 CON SPIA	AP	96->	254x89	15,9	SX	3005
		AP	96->	254x89	15,9	DX	3006
	NEW DAILY 35.10 CON SPIA	AP	96->	254x89	15,9	SX	3005
		AP	96->	254x89	15,9	DX	3006
<b>NEW DAILY</b>							


## LANCIA

	1.3-1.5 TURBO DS	FIAT	86-90	185x30	19	DX/SX	5035
<b>DELTA</b>							
	1.4 8v, 1.4 16v, 1.3 MJTD 70 CV	AP	9/2004->	203x38	22	DX/SX	5018
	1.9 JTD, 1.3 MJTD 90 CV	AP	9/2004->	228x40	20,6	DX/SX	5027
	1.3 MJTD 95 CV	AP	6/2008->	228x40	20,6	DX/SX	5027
<b>MUSA</b>							
	TUTTI I MODELLI SENZA ABS	AP	1993->	180x30	20,6	DX/SX	5001
	TUTTI I MODELLI CON ABS	BENDIX	1993->	180x30	20,6	DX/SX	5020
<b>YPSILON 1ª SERIE</b>							
	1.2 16v, 1.4, 1.4 16v, 1.3 MULTIJET	BOSCH	2003->	203x38	20,6	DX/SX	5019
<b>YPSILON 2ª SERIE</b>							
	TUTTI I MODELLI	ATE	06/11	203x38	20,6	DX/SX	5043
<b>NEW YPSILON</b>							

## OPEL





	1.0, 1.2 5 PORTE, 1.4, 1.3 CDTI 3 E 5 PORTE	AP	2006->	228x40	19	DX/SX	5030
	1.0, 1.2 3 PORTE	AP	2006->	203x38	19	DX/SX	5034
<b>CORSA</b>							

## PEUGEOT





	1.4 BENZINA	AP	1/2008->	203x38	20,6	DX/SX	5019
	1.4 HDI	AP	1/2008->	228x40	20,6	DX/SX	5029
<b>BIPPER</b>							










	Modelli di applicazione	Costruttore impianto	Anno di produzione	Ø mm. Ganciascia	Ø mm. Cilindretti	Ruota	Codice I.B.S.
	"1000" (270)	LUCAS	94-2001	254x57	25,4	SX	5008
		LUCAS	94-2001	254x57	25,4	DX	5009
	"1400" (310-320) ECCEPPO 2.5 TD	LUCAS	94-2001	254x57	25,4	SX	5008
		LUCAS	94-2001	254x57	25,4	DX	5009
	"1400" (310-320) 2.5 TD	LUCAS/AP	94	254x57	27	SX	5012
		LUCAS/AP	94	254x57	27	DX	5013
<b>BOXER</b>	TUTTI I MODELLI CON ABS	AP	10/2001	254x57	27	SX	5010
		AP	10/2001	254x57	27	DX	5011
<b>PIAGGIO</b>							
	TUTTI I MODELLI	AP	95->	254x57	27	SX	5010
		AP	95->	254x57	27	DX	5011
<b>SEAT</b>							
	TUTTI I MODELLI	FIAT	84-87	185x30	19	DX/SX	5038
<b>127 FURA</b>							
	1.0	VAG	05/97	180x31	15,87	DX/SX	5080
	1.0 (ABS)	VAG	05/97	200x40	15,87	DX/SX	5076
	1.0 (ABS)	VAG	07/97	200x40	15,87	DX/SX	5073
	1.4	VAG	05/97	180x31	15,87	DX/SX	5080
	1.4 (ABS)	VAG	05/97	200x40	15,87	DX/SX	5076
	1.4 (ABS)	VAG	07/97	200x40	15,87	DX/SX	5073
	1.4 Tdi (ABS)	VAG	07/97	200x40	15,87	DX/SX	5073
	1.7 DI	VAG	05/97	180x31	15,87	DX/SX	5080
	1.7 DI (ABS)	VAG	05/97	200x40	15,87	DX/SX	5076
	1.7 Sdi (ABS)	VAG	07/97	200x40	15,87	DX/SX	5073
<b>AROSA</b>	1.7 SDI (ABS)	VAG	08/97	200x40	15,87	DX/SX	5076
	1.0	VAG	05/96	180x31	17,46	DX/SX	5070
	1.4 i	VAG	11/93	180x31	17,46	DX/SX	5070
	1.4	VAG	06/96	180x31	17,46	DX/SX	5070
	1.2	VAG	09/02	200x40	19,05	DX/SX	5085
	1.0 Vario	VAG	04/97	200x40	19,05	DX/SX	5085
	1.4 Vario	VAG	04/97	200x40	19,05	DX/SX	5085
	1.4 16V	VAG	09/02	200x40	19,05	DX/SX	5085
	1.6 i	VAG	11/93	180x31	17,46	DX/SX	5070
	1.6 i	VAG	05/94	180x31	17,46	DX/SX	5070
	1.6	VAG	06/96	180x31	17,46	DX/SX	5070
	1.6 Vario	VAG	04/97	200x40	19	DX/SX	5074
	1.8	VAG	11/93	200x40	17,46	DX/SX	5072
	1.8 i	VAG	05/94	200x40	17,46	DX/SX	5072
	<b>CORDOBA</b>	1.9	VAG	11/93	200x40	17,46	DX/SX



	Modelli di applicazione	Costruttore impianto	Anno di produzione	Ø mm. Ganascia	Ø mm. Cilindretti	Ruota	Codice I.B.S.	
	1.9 TD	VAG	11/93	200x40	17,46	DX/SX	5072	
	1.9 TD	VAG	05/94	200x40	17,46	DX/SX	5072	
	1.9 SDi Vario	VAG	04/97	200x40	19	DX/SX	5074	
	1.9 Sdi	VAG	09/02	200x40	19	DX/SX	5074	
	1.9 TDi Vario	VAG	04/97	200x40	19	DX/SX	5074	
<b>CORDOBA</b>	2.0 i	VAG	05/94	200x40	17,46	DX/SX	5072	
	TUTTI I MODELLI	FIAT	85-93	185x30	19	DX/SX	5035	
	1.0	VAG	02/93	180x31	17,46	DX/SX	5070	
	1.0i	VAG	09/96-08/99	200x40	17,46	DX/SX	5072	
	1.0	VAG	08/99	200x40	17,46	DX/SX	5072	
	1.0	VAG	08/99-02/02	200x40	17,46	DX/SX	5072	
	1.2	VAG	02/02	200x40	19,05	DX/SX	5085	
	1.2 16V	VAG	05/06	200x40	17,46	DX/SX	5072	
	1.3 CL, CLX, i	VAG	02/93	180x31	17,46	DX/SX	5070	
	1.4i	VAG	09/93-08/99	200x40	17,46	DX/SX	5072	
	1.4i 16v	VAG	09/96-08/99	200x40	17,46	DX/SX	5072	
	1.4i	VAG	08/99-02/02	200x40	17,46	DX/SX	5072	
	1.4i 16v	VAG	05/00-02/02	200x40	17,46	DX/SX	5072	
	1.4i 16v	VAG	05/00	200x40	17,46	DX/SX	5072	
	1.4i 16v	VAG	02/02	200x40	19	DX/SX	5074	
	1.4 TDI	VAG	05/02	200x40	19	DX/SX	5074	
	1.4 TDI	VAG	05/05	200x40	19	DX/SX	5074	
	1.6	VAG	02/93	180x31	17,46	DX/SX	5070	
	1.6i	VAG	03/93-08/99	200x40	17,46	DX/SX	5072	
	1.6	VAG	08/99	200x40	17,46	DX/SX	5072	
	1.6	VAG	02/03	200x40	19,05	DX/SX	5085	
	1.6 16V	VAG	11/06	200x40	17,46	DX/SX	5072	
	1.8 i	VAG	02/93	200x40	17,46	DX/SX	5072	
	1.8i	VAG	03/93-08/99	200x40	17,46	DX/SX	5072	
	1.9 D, TD	VAG	02/93	200x40	17,46	DX/SX	5072	
	1.9 D, TD	VAG	04/93-08/96	200x40	17,46	DX/SX	5072	
	1.9 SDI, TDI	VAG	08/96-08/99	200x40	17,46	DX/SX	5072	
	1.9 SDI, TDI	VAG	08/99	200x40	17,46	DX/SX	5072	
	1.9 SDI	VAG	02/02	200x40	19	DX/SX	5074	
	1.9 TDI	VAG	01/04	200x40	19	DX/SX	5074	
	<b>IBIZA</b>	2.0 i	VAG	10/93	200x40	17,46	DX/SX	5072
		1.2, 1.4	VAG	03/08	200x40	19	DX/SX	5074
		1.9 TDI	VAG	03/08	200x40	19	DX/SX	5074
<b>IBIZA V</b>								
	TUTTI I MODELLI	FIAT	83->	185x30	19	DX/SX	5039	
	<b>PANDA</b>							

	Modelli di applicazione	Costruttore impianto	Anno di produzione	Ø mm. Ganascia	Ø mm. Cilindretti	Ruota	Codice I.B.S.
	1.6 CL, GL	VAG	02/91	180x31	17,46	DX/SX	5070
	1.6 i GLX	VAG	04/91	200x40	17,46	DX/SX	5072
	1.8	VAG	09/91	200x40	17,46	DX/SX	5072
<b>TOLEDO</b>	1.9 D, TD	VAG	09/91	200x40	17,46	DX/SX	5072
<b>SKODA</b>							
	1.0	VAG	12/99	200x40	19,05	DX/SX	5099
	1.0	VAG	12/99-08/00	200x40	19	DX/SX	5074
	1.2 Praktik	VAG	05/03	200x40	19	DX/SX	5074
	1.4	VAG	12/99	200x40	19,05	DX/SX	5099
	1.4	VAG	08/00	200x40	19	DX/SX	5074
	1.9 SDI, TDI	VAG	12/99	200x40	19	DX/SX	5074
	1.9 SDI Praktik	VAG	05/03	200x40	19	DX/SX	5074
	1.2, 1.4, 1.6	VAG	03/07	200x40	19	DX/SX	5074
<b>FABIA</b>	1.4, 1.9 TDI	VAG	03/07	200x40	19	DX/SX	5074
	1.3 (785) Forman	VAG	08/91	200x40	19,05	DX/SX	5092
	1.3	VAG	01/93	200x40	19,05	DX/SX	5089
	1.3	VAG	93	200x40	19,05	DX/SX	5089
	1.6	VAG	93	200x40	19,05	DX/SX	5089
	1.9 D	VAG	93	200x40	19,05	DX/SX	5089
	1.9 D	VAG	95	200x40	20,64	DX/SX	5090
<b>FELICIA</b>	Break, Pick-up	VAG	95	200x40	22,22	DX/SX	5091
	1.3	VAG	91-96	200x40	19,05	DX/SX	5092
	1.3	VAG	01/93	200x40	19,05	DX/SX	5089
<b>FORMAN</b>							
<b>VOLKSWAGEN</b>							
	1,5	VAG	82-08/83	180x31	17,46	DX/SX	5070
	1,6	VAG	82-08/83	180x31	17,46	DX/SX	5070
	1.6 75 (9K9) Furgonato (Van)	VAG	11/95	200x40	20,64	DX/SX	5087
	1.6 Pick-up (9U7)	VAG	10/97	200x40	20,64	DX/SX	5087
	1.9 SDI Furgonato (Van) (9K9)	VAG	11/95	200x40	20,64	DX/SX	5087
<b>CADDY</b>	1.9 D Pick-up (9U7)	VAG	10/97	200x40	20,64	DX/SX	5087
	0.9 L, GL, CL	VAG	08/78-07/81	180x31	19,05	DX/SX	5098
	1.0 C, CL, GL	VAG	81-01/85	180x31	19,05	DX/SX	5098
	1.1 all models	VAG	08/78-07/81	180x31	19,05	DX/SX	5098
	1.1 LS, S, GLS	VAG	79-07/83	180x31	19,05	DX/SX	5098
	1.3 LS, GLS	VAG	81-01/85	180x31	19,05	DX/SX	5098
	All models	VAG	03/85-88	180x31	19,05	DX/SX	5098
<b>DERBY</b>	All models (PRV)	VAG	10/99	180x31	19,05	DX/SX	5093

	Modelli di applicazione	Costruttore impianto	Anno di produzione	Ø mm. Ganascia	Ø mm. Cilindretti	Ruota	Codice I.B.S.	
	1.2 (5Z1)	VAG	04/05	200x40	17,46	DX/SX	5072	
	1.4, TDI (5Z1)	VAG	04/05	200x40	17,46	DX/SX	5072	
<b>FOX</b>								
	1.4 CL, GL	VAG	12/91-	200x40	15,87	DX/SX	5076	
	1.4 CL, GL, Autom.	VAG	12/91-	200x40	17,46	DX/SX	5072	
	1.4	VAG	01/92-	200x40	15,87	DX/SX	5073	
	1.4 Variant	VAG	08/93-	200x40	17,46	DX/SX	5072	
	1.4 i Variant	VAG	06/95-	200x40	19	DX/SX	5074	
	1.5 CL, GL	VAG	09/91-	200x40	17,46	DX/SX	5272	
	1.6	VAG	01/92-12/97	200x40	14,29	DX/SX	5075	
	1.6 i Variant	VAG	08/93-	200x40	19	DX/SX	5074	
	1.6	VAG	05/94-	200x40	14,29	DX/SX	5075	
	1.8 Auto	VAG	12/91-	200x40	15,87	DX/SX	5076	
	1.8 CL, GL, GT	VAG	09/91-	200x40	17,46	DX/SX	5072	
	1.8 Automatic	VAG	01/92-12/97	200x40	15,87	DX/SX	5073	
	1.8 i Variant	VAG	08/93-	200x40	19	DX/SX	5074	
	1.8 i Variant	VAG	08/93-	200x40	19,05	DX/SX	5077	
	1.8 Cabriolet	VAG	01/95-	200x40	19,05	DX/SX	5085	
	1.9 D, TD, CL, GL,	VAG	09/91-	200x40	17,46	DX/SX	5072	
	1.9 TD	VAG	01/92-12/97	200x40	15,87	DX/SX	5073	
	1.9 D, SDi, TDi Variant	VAG	08/93-	200x40	19	DX/SX	5074	
	1.9 D, TD	VAG	08/93-	200x40	19,05	DX/SX	5077	
	2.0 i CL, GL, GT (115cv)	VAG	09/91-	200x40	17,46	DX/SX	5072	
	2.0 i Variant	VAG	08/93-	200x40	19	DX/SX	5074	
	<b>GOLF III</b>	2.0 Variant	VAG	08/93-	200x40	19,05	DX/SX	5077
		1.4 16v Variant (1J5)	VAG	05/99	200x40	19	DX/SX	5074
1.6 (1J1)		VAG	08/97-04/99	200x40	19	DX/SX	5074	
1.6 Variant (1J5)		VAG	05/99-02/00	200x40	19	DX/SX	5074	
1.6 (1J1)		VAG	08/00	200x40	19	DX/SX	5074	
1.9 Variant SDi, TDi, 4motion (1J5)		VAG	05/99-06/01	200x40	19	DX/SX	5074	
<b>GOLF IV</b>	2.0 Variant (1J5)	VAG	05/99	200x40	19	DX/SX	5074	
	1.0	VAG	04/98-	180x31	15,87	DX/SX	5080	
	1.0 (+ABS)	VAG	04/98-	200x40	15,87	DX/SX	5076	
	1.0 (+ABS)	VAG	10/98-08/00	200x40	15,87	DX/SX	5073	
	1.0 (+/-ABS)	VAG	09/00-	200x40	15,87	DX/SX	5073	
	1.2 TDI 3L (+ABS)	VAG	07/99-	200x40	17,46	DX/SX	5072	
	1.2 TDI 3L (+ABS)	VAG	07/99-	200x40	17,46	DX/SX	5081	
	1.2 TDI 3L (-ABS)	VAG	07/99-	180x31	15,87	DX/SX	5082	
	1.2 TDI 3L (-ABS)	VAG	07/99-	180x31	15,87	DX/SX	5083	
	1.4 16v	VAG	04/98-	180x31	15,87	DX/SX	5080	
	1.4 16v (+ABS)	VAG	04/98-	200x40	15,87	DX/SX	5076	
	1.4 (+ABS)	VAG	10/98-08/00	200x40	15,87	DX/SX	5073	
	<b>LUPO</b>	1.4 Tdi (+ABS)	VAG	07/99-	200x40	15,87	DX/SX	5073





	Modelli di applicazione	Costruttore impianto	Anno di produzione	Ø mm. Ganciascia	Ø mm. Cilindretti	Ruota	Codice I.B.S.
	1.4 (+/-ABS)	VAG	09/00-	200x40	15,87	DX/SX	5073
	1.7 Sdi	VAG	04/98-	200x40	15,87	DX/SX	5076
	1.7 Sdi	VAG	04/98-	180x31	15,87	DX/SX	5080
	1.7 Sdi	VAG	09/99-	200x40	15,87	DX/SX	5073
<b>LUPO</b>	1.7 Sdi (+ABS)	VAG	10/98-08/00	200x40	15,87	DX/SX	5073
	1.6 Limousine, Manual (72cv)	VAG	10/88	200x40	17,46	DX/SX	5072
	1,60	VAG	04/88-09/89	200x40	19,05	DX/SX	5085
	1.6 Saloon	VAG	04/88-09/89	200x40	19,05	DX/SX	5077
<b>PASSAT III</b>	1.8 Basis (S), CL (90cv), CL Variant (75cv)	VAG	10/88	200x40	17,46	DX/SX	5072
	1.0 All models (PRV)	VAG	03/85-09/94	180x31	19,05	DX/SX	5098
	1.0 Basis	VAG	09/90	180x31	15,87	DX/SX	5080
	1.1 CL, GL, coupe`	VAG	82-07/83	180x31	17,46	DX/SX	5070
	1.1 CL, GL, coupe`	VAG	82-07/83	180x31	14,29	DX/SX	5095
	1.1 CL, GL, coupe`	VAG	82-07/83	180x31	14,29	DX/SX	5094
	1.1 All models (PRV)	VAG	03/85-09/94	180x31	19,05	DX/SX	5098
	1.1 Basis, coupe` Basis, Fox, CL	VAG	09/85-08/90	180x31	14,29	DX/SX	5095
	1.1 Basis, coupe` Basis, Fox, CL	VAG	09/85-08/90	180x31	14,29	DX/SX	5094
	1.1 Basis, coupe` Basis, Fox, CL	VAG	09/85-08/90	180x31	17,46	DX/SX	5070
	1.1 i CL, Fox coupe` (AAW), Fox 3doors (HZ)	VAG	09/90	180x31	15,87	DX/SX	5080
	1.3 GT coupe`	VAG	81-08/83	180x31	17,46	DX/SX	5070
	1.3 coupe`, Combi	VAG	82-07/83	180x31	17,46	DX/SX	5070
	1.3 GT coupe`	VAG	09/83-08/90	180x31	17,46	DX/SX	5070
	1.3 C, CL, GL, coupe` CL	VAG	83-08/91	180x31	17,46	DX/SX	5070
	1.3 All models (PRV)	VAG	03/85-09/94	180x31	19,05	DX/SX	5098
	1.3 Basis, Coupe`, coupe` G-Leader	VAG	86-08/91	180x31	19,05	DX/SX	5098
	1.3 Diesel, Fox	VAG	87-08/91	180x31	19,05	DX/SX	5098
	1.3 (G40), Fox, CLi coupe`, CLi, Fox i	VAG	08/90	180x31	15,87	DX/SX	5080
	1.3 GT	VAG	10/90-94	180x31	19,05	DX/SX	5093
	1.4 All models (PRV)	VAG	03/85-09/94	180x31	19,05	DX/SX	5098
<b>POLO II</b>	1.4 D CL, Fox, CL coupe`, D Fox coupe`	VAG	09/90	180x31	15,87	DX/SX	5080
	1.0	VAG	09/94-	180x31	17,46	DX/SX	5070
	1.0	VAG	09/94-	200x40	17,46	DX/SX	5072
	1.0	VAG	10/94-	180x31	17,46	DX/SX	5078
	1.0 (ABS)	VAG	10/94-	200x40	17,46	DX/SX	5072
	1.3	VAG	09/94-	200x40	17,46	DX/SX	5072
	1.3	VAG	09/94-	180x31	17,46	DX/SX	5070
	1.3 (ABS)	VAG	10/94-	200x40	17,46	DX/SX	5072
	1.4 Variant (ABS)	VAG	03/97-12/99	200x40	19,05	DX/SX	5077
	1.4	VAG	12/95-	180x31	17,46	DX/SX	5070
	1.4 (ABS)	VAG	12/95-	200x40	17,46	DX/SX	5072
	1.4 i Variant	VAG	03/97-	200x40	19	DX/SX	5074
	1.4 Tre volumi (Sedan), TDI	VAG	07/03-	200x40	15,87	DX/SX	5076
	1.6	VAG	09/94-	180x31	17,46	DX/SX	5070
	<b>POLO III</b>	1.6 (ABS)	VAG	09/94-	200x40	17,46	DX/SX

	Modelli di applicazione	Costruttore impianto	Anno di produzione	Ø mm. Ganciascia	Ø mm. Cilindretti	Ruota	Codice I.B.S.
	1.6	VAG	10/94-10/99	180x31	17,46	DX/SX	5078
	1.6 i Variant	VAG	03/97-	200x40	19,05	DX/SX	5085
	1.6 i Variant (ABS)	VAG	03/97-	200x40	19,05	DX/SX	5077
	1.7 i Variant (ABS)	VAG	03/97-	200x40	19,05	DX/SX	5077
	1.7 SDI	VAG	07/97-	180x31	17,46	DX/SX	5070
	1.7 SDI (ABS)	VAG	07/97-	200x40	17,46	DX/SX	5072
	1.9 D, SDI	VAG	09/94-	180x31	17,46	DX/SX	5070
	1.9 D, SDI (ABS)	VAG	09/94-	200x40	17,46	DX/SX	5072
	1.9 D	VAG	01/95-10/99	180x31	17,46	DX/SX	5078
	1.9 SDi, TDi Variant	VAG	03/97-	200x40	19,05	DX/SX	5085
	1.9 SDi, TDi Variant	VAG	03/97-	200x40	19,05	DX/SX	5077
	1.9 TDi Variant (ABS)	VAG	03/97-	200x40	19,05	DX/SX	5077
	<b>POLO III</b>	1.9 SDI Tre volumi (Sedan)	VAG	07/03-	200x40	15,87	DX/SX
	1.3	VAG	08/78-07/84	180x31	14,29	DX/SX	5094
	1.3	VAG	08/78-07/84	180x31	14,29	DX/SX	5095
	1.3	VAG	08/82-07/85	180x31	15,87	DX/SX	5080
	1.3 CX Manual	VAG	84-01/87	180x31	17,46	DX/SX	5070
	1.3 CX Manual	VAG	84-01/87	180x31	14,29	DX/SX	5095
	1.3 CX Manual	VAG	84-01/87	180x31	14,29	DX/SX	5094
	1.6 Automatic CL, GL	VAG	81-08/82	200x40	15,87	DX/SX	5096
	1.6	VAG	08/81-07/85	180x31	15,87	DX/SX	5080
	1.6 CL, GL Manual	VAG	08/81-07/85	180x31	14,29	DX/SX	5095
	1.6 CL, GL Manual	VAG	08/81-07/85	180x31	14,29	DX/SX	5094
	1.6	VAG	81-88	200x40	15,87	DX/SX	5096
	1.6 Diesel LX, GX, Turbo Diesel	VAG	08/82-07/84	180x31	15,87	DX/SX	5080
	1.6 TD	VAG	08/82-07/84	200x40	15,87	DX/SX	5096
	1.6 Automatic LX, GX	VAG	82-07/84	200x40	15,87	DX/SX	5096
	1.6 CX, Automatic LX, GX	VAG	84-85	200x40	15,87	DX/SX	5096
	1.6 Diesel LXD, GXD, Turbo Diesel	VAG	84-85	180x31	15,87	DX/SX	5080
	1.8	VAG	08/81-07/85	200x40	17,46	DX/SX	5097
	1.8 CX, GX, LX	VAG	08/81-07/85	180x31	17,46	DX/SX	5070
	1.8 CX, GX, LX	VAG	01/83-07/85	180x31	15,87	DX/SX	5080
	1.8 GX5, LX5	VAG	01/83-07/85	200x40	15,87	DX/SX	5086
1.8	VAG	81-88	200x40	15,87	DX/SX	5086	
1.9 LX5, GX5, CL5, GL5	VAG	08/81-07/85	200x40	17,46	DX/SX	5097	
2.0 LX5, GX5	VAG	08/81-07/85	200x40	17,46	DX/SX	5097	
<b>SANTANA</b>	2.2	VAG	08/81-07/85	200x40	17,46	DX/SX	5097
	1.1	VAG	08/78-07/80	180x31	17,46	DX/SX	5070
	1.3 L, CL, GL	VAG	80-07/83	180x31	17,46	DX/SX	5070
	1.3 CL, GL, GT	VAG	08/83-12/83	180x31	14,29	DX/SX	5094
	1.3 CL, GL, GT	VAG	08/83-12/83	180x31	14,29	DX/SX	5095
	1.3 CL, GL, GT	VAG	12/83-07/84	180x31	17,46	DX/SX	5070
	1.5 GL, GT, LS, S, TS, Autom.	VAG	08/78-07/80	180x31	17,46	DX/SX	5070
<b>SCIROCCO</b>	1.5 S, LS, GLS	VAG	80-05/81	180x31	17,46	DX/SX	5070

	Modelli di applicazione	Costruttore impianto	Anno di produzione	Ø mm. Ganascia	Ø mm. Cilindretti	Ruota	Codice I.B.S.
	1.5 CL, GT, GL	VAG	81-01/84	180x31	17,46	DX/SX	5070
	1.6 GL, GT, LS, S, TS, Autom., Gti, Gli	VAG	08/78-01/84	180x31	17,46	DX/SX	5070
	1.6 C, CL	VAG	08/83	180x31	17,46	DX/SX	5070
<b>SCIROCCO</b>	1.8 GT, GTS, GTX	VAG	08/83	180x31	17,46	DX/SX	5070
	1.4 CL, GL	VAG	12/99	200x40	15,87	DX/SX	5076
	1.6 CL, GL	VAG	01/92	200x40	17,46	DX/SX	5072
	1,60	VAG	10/94	200x40	17,46	DX/SX	5072
	1.8 CL, GL	VAG	11/91	200x40	17,46	DX/SX	5072
	1.8 GL, Diesel, TD GL	VAG	01/92	200x40	17,46	DX/SX	5072
	1.8 i GT	VAG	01/92	200x40	17,46	DX/SX	5072
	1.8 Automatic	VAG	04/92-01/98	200x40	15,87	DX/SX	5073
	1.9 D CL, GL	VAG	11/91	200x40	17,46	DX/SX	5072
	1.9 TD CL, GL, GT	VAG	11/91	200x40	15,87	DX/SX	5076
	1.9 Tdi	VAG	04/96	200x40	17,46	DX/SX	5072
	1.9 Sdi	VAG	04/97	200x40	17,46	DX/SX	5072
	<b>VENTO</b>	2.0 GL	VAG	01/92	200x40	17,46	DX/SX

VOLKSWAGEN

## MINICAR

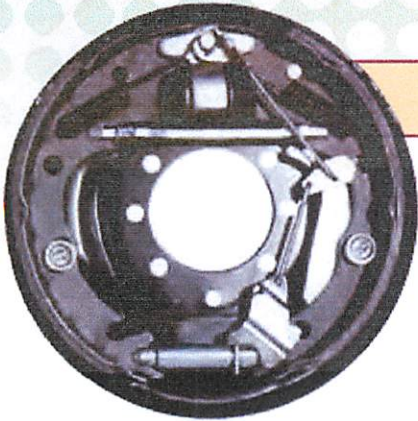
	Modelli di applicazione	Costruttore impianto	Anno di produzione	Ø mm. Ganascia	Ø mm. Cilindretti	Ruota	Codice I.B.S.
<b>AIXAM</b>							
	TUTTI I MODELLI	COMEX	98->	160x42	15,8	DX/SX	5041
<b>MEGA</b>							
<b>BELLIER</b>							
	TUTTI I MODELLI	COMEX	98->	160x42	15,8	DX/SX	5041
<b>ASSO</b>							
	TUTTI I MODELLI	COMEX	98->	160x42	15,8	DX/SX	5041
<b>DIVANE</b>							
<b>CASALINI</b>							
	TUTTI I MODELLI	COMEX	2000->	160x42	15,8	DX/SX	5041
<b>YDEA-SOLKY 0,5</b>							

Modelli di applicazione		Costruttore impianto	Anno di produzione	Ø mm. Ganascia	Ø mm. Cilindretti	Ruota	Codice I.B.S.
<b>CHATENET</b>							
	TUTTI I MODELLI	COMEX	98->	160x42	15,8	DX/SX	5041
<b>MEDIA</b>							
<b>LIGIER</b>							
	TUTTI I MODELLI	COMEX	98->	160x42	15,8	DX/SX	5041
<b>162 0,5 GL</b>							
	TUTTI I MODELLI	COMEX	2000->	160x42	15,8	DX/SX	5041
<b>AMBRA</b>							
	TUTTI I MODELLI	COMEX	2000->	160x42	15,8	DX/SX	5041
<b>SUB DUED</b>							
<b>JDM ROXSY</b>							
	TUTTI I MODELLI	COMEX	2000->	160x42	15,8	DX/SX	5041
<b>TITANE</b>							
<b>TASSO</b>							
	TUTTI I MODELLI	COMEX	2000->	160x42	15,8	DX/SX	5042
<b>BINGO</b>							
	TUTTI I MODELLI	COMEX	2000->	160x42	15,8	DX/SX	5042
<b>HOLA</b>							
<b>GRECAV</b>							
	TUTTI I MODELLI	COMEX	2000->	160x42	15,8	DX/SX	5042
<b>EKE</b>							




**SX**

**DX**




**IBS 3001**

IVECO DAILY 1982->, ALFA AR8  
254x89 mm




**IBS 3002**




**IBS 3003**

IVECO DAILY DAL 1982 -> CON SEGNALE  
254x89 mm




**IBS 3004**




**IBS 3005**

IVECO DAILY DAL 1996 -> CON SEGNALE  
254x89 mm




**IBS 3006**



**IBS 3007**


IVECO DAILY 35.12, EFFEDI GASOLONE  
254x89 mm



**IBS 3008**


SX

DX




### IBS 3009

IVECO DAILY 35.12 DAL 1982  
CON SEGNALE  
254x89 mm




### IBS 3010




### IBS 5000

FIAT BRAVO E BRAVA SENZA ABS  
180x30 mm






### IBS 5001

FIAT PUNTO, LANCIA Y, TEMPRA, TIPO  
180x30 mm




### IBS 5002

FIAT NUOVA PUNTO CON ABS  
180x30 mm





**SX**

**DX**




**IBS 5003**

FIAT PUNTO 1.9 D, 1.9 JTD, VAN DAL 1999,  
PUNTO RESTYLING 1.3 16v MJT NO ABS  
180x30 mm





**IBS 5004**

FIAT PUNTO 1.9 D, 1.9 JTD, VAN DAL 1999,  
PUNTO RESTYLING 1.3 16v MJT CON ABS  
180x30 mm




**IBS 5005**

FIAT NUOVA PUNTO  
180x30 mm




**IBS 5006**

FIAT PANDA SENZA ABS  
180x30 mm





**SX**

**DX**



**IBS 5007**

FORD FIESTA, KA, PUMA SENZA ABS  
180x30 mm




**IBS 5008**

DUCATO, JUMPER, BOXER, CIL. 25.4  
254x57 mm



**IBS 5009**




**IBS 5010**

DUCATO, JUMPER, BOXER, CIL. 27 CON ABS  
PORTER MAXI  
254x57 mm




**IBS 5011**



**IBS 5012**


DUCATO, JUMPER, BOXER, CIL. 27  
254x57 mm



**IBS 5013**



SX

DX





### IBS 5014

FIAT PANDA CON ABS, FIAT 500,  
FORD KA MOD. 2009  
180x30 mm





### IBS 5015

FIAT BRAVO, BRAVA, MAREA BERLINA  
BASE E ABS D. 13  
203x38 mm




### IBS 5016

FIAT BRAVO, BRAVA, MAREA BERLINA  
CON ABS D. 21  
203x38 mm




### IBS 5017

FIAT PUNTO RESTYLING DAL 2003  
203x38 mm



**SX**

**DX**





**IBS 5018**

FIAT IDEA, LANCIA MUSA  
203x38 mm





**IBS 5019**

FIAT GRANDE PUNTO 1.2,  
FIAT FIORINO MOD. 2008 1.4 8v,  
QUBO 1.4 8v, LANCIA YPSILON  
203x38 mm




**IBS 5020**

FIAT PUNTO, LANCIA Y, TEMPRA, TIPO CON ABS  
180x30 mm




**IBS 5021**

ANTERIORE  
FIAT 500 1957-1974  
170x30 mm





SX

DX




**IBS 5022**

POSTERIORE  
FIAT 500 1957-1974  
170x30 mm





**IBS 5022/S**

POSTERIORE CON STAFFA  
FIAT 500 1957-1974  
170x30 mm




**IBS 5023**

FIAT DOBLÒ  
228x40 mm




**IBS 5024**

FIAT DOBLÒ RESTYLING  
228x40 mm





**SX**

**DX**





**IBS 5025**

FIAT MAREA SW, PALIO SW, ALFA 145/6,  
MARENGO, MULTIPLA, TIPO, ALFA, TEMPRA SW  
228x40 mm




**IBS 5026**

FIAT MAREA SW, PALIO SW, MARENGO  
CON ABS D. 21  
228x40 mm




**IBS 5027**

FIAT IDEA 1.9 MULTIJET, LANCIA MUSA  
228x40 mm



**IBS 5028**


FIAT GRANDE PUNTO 1.3 MULTIJET, 1.4  
228x40 mm






SX

DX




### IBS 5029

FIAT FIORINO MOD. 2008, 1.3 16v MJT,  
QUBO 1.3 16v, CITROEN NEMO, PEUGEOT BIPPER  
228x40 mm





### IBS 5030

OPEL CORSA MOD. 2006  
228x40 mm




### IBS 5031

FIAT NUOVA PANDA CON ABS, FIAT 500, FORD KA  
180x30 mm




### IBS 5032

FIAT DOBLÒ 7 Q.LI MOD. 2009  
228x40 mm




SX

DX




**IBS 5033**

FIAT PANDA NATURAL POWER  
203x28 mm



**IBS 5034**

OPEL CORSA 2006  
203x38 mm



**IBS 5035**

PANDA, Y10, UNO, FIORINO,  
LANCIA DELTA, SEAT IBIZA  
185x30 mm



LEVE DI STAZIONAMENTO  
SX DX




**IBS 5037**

FIAT CINQUECENTO, SEICENTO  
185x30 mm




LEVE DI STAZIONAMENTO  
SX DX



SX

DX





### IBS 5038

FIAT A 112, 127, DUNA, REGATA, RITMO,  
SEICENTO, INNOCENTI, SEAT  
185x30 mm



LEVE DI STAZIONAMENTO  
SX DX





### IBS 5039

FIAT PANDA, SEAT PANDA  
185x30 mm



LEVE DI STAZIONAMENTO  
SX DX





### IBS 5040

FIAT CINQUECENTO, SEICENTO  
185x30 mm




LEVE DI STAZIONAMENTO  
SX DX




### IBS 5041

AXAM, BELLIER, CASALINI, CHATENET,  
LIGIER, JDM ROXSY  
160x42 mm



SX



**IBS 5042**



TASSO, GRECAV  
160x42 mm

DX





**IBS 5043**

NEW YPSILON TUTTI I MODELLI  
203x38 mm





**IBS 5044**

FIAT 500 L  
228x42 mm




**IBS 5045**

FIAT STRADA  
228x40 mm



**SX**

**DX**




**IBS 5056**

FIAT PUNTO VAN SENZA ABS  
185x30 mm





**IBS 5070**

AUDI-SEAT-VOLKSWAGEN  
180x31 mm




**IBS 5072**

AUDI-SEAT-VOLKSWAGEN  
200x40 mm




**IBS 5073**

AUDI-SEAT-VOLKSWAGEN  
200x40 mm





**SX**

**DX**





**IBS 5074**

AUDI-SEAT-SKODA-VOLKSWAGEN  
200x40 mm





**IBS 5075**

AUDI-SEAT-VOLKSWAGEN  
200x40 mm




**IBS 5076**

AUDI-SEAT-VOLKSWAGEN  
200x40 mm




**IBS 5077**

AUDI-SEAT-VOLKSWAGEN  
200x40 mm



**SX**

**DX**





**IBS 5078**

AUDI-SEAT-VOLKSWAGEN  
180x31 mm




**IBS 5080**

AUDI-SEAT-VOLKSWAGEN  
180x31 mm



**IBS 5081**

AUDI-SEAT-VOLKSWAGEN  
200x40 mm




**IBS 5082**

AUDI-SEAT-VOLKSWAGEN  
180x31 mm





**SX**

**DX**





**IBS 5083**

AUDI-SEAT-VOLKSWAGEN  
180x31 mm





**IBS 5084**

AUDI-SEAT-VOLKSWAGEN  
200x40 mm




**IBS 5085**

AUDI-SEAT-VOLKSWAGEN  
200x40 mm




**IBS 5086**

AUDI-SEAT-VOLKSWAGEN  
200x40 mm






SX



**IBS 5087**



AUDI-SEAT-VOLKSWAGEN  
200x40 mm

DX





**IBS 5089**

AUDI-SEAT-SKODA-VOLKSWAGEN  
200x40 mm





**IBS 5090**

AUDI-SEAT-SKODA-VOLKSWAGEN  
200x40 mm




**IBS 5091**

AUDI-SEAT-SKODA-VOLKSWAGEN  
200x40 mm




**SX**

**DX**



**IBS 5092**

AUDI-SEAT-SKODA-VOLKSWAGEN  
200x40 mm



**IBS 5093**

AUDI-SEAT-VOLKSWAGEN  
180x31 mm



**IBS 5094**

AUDI-SEAT-VOLKSWAGEN  
180x31 mm




**IBS 5095**

AUDI-SEAT-VOLKSWAGEN  
180x31 mm





**SX**

**DX**





**IBS 5096**

AUDI-SEAT-VOLKSWAGEN  
200x40 mm





**IBS 5097**

AUDI-SEAT-VOLKSWAGEN  
180x31 mm



**IBS 5098**

AUDI-SEAT-VOLKSWAGEN  
180x31 mm



**IBS 5099**

AUDI-SEAT-SKODA-VOLKSWAGEN  
200x40 mm

